



## PRODUCT FEATURES

- Super powerful 1700 lumen 15W White COB LED, 6500K
- Ultra tough heavy duty nylon & TPE over-moulded housing
- Incredibly strong jaw clamp to attach almost anywhere
- Extra strong magnet on the base with 4 non-slip feet
- Clamp handles allow the lamp to stand up in various positions
- Light head lifts up/down 270° and rotates around 340°
- Smart memory switch - remembers last mode used
- IP65 dust & water resistant
- IK07 shock resistant
- Over-charge and over-discharge protection
- 3 Battery level & charging indicators
- High quality 3.7V 5200mAh Li-ion battery
- Supports fast 'USB PD' (power delivery) charging

**BATTERY** - 3.7V 5200mAh Li-ion Rechargeable Battery

**WEIGHT** - 626.4g

**DIMENSIONS** - W 176 x H 100 x D 94mm

## OPERATING INSTRUCTIONS

**SWITCH SEQUENCE:-** Eco > Low > Medium > High > Off.

**SMART MEMORY FUNCTION** - If left ON in any mode for 5+ seconds, the next press will turn OFF. Next press ON will return to the last mode used.



ON/OFF/MODE Switch





Multi directional light head  
lifts up/down 270° and  
rotates around 340°

3 x Battery & Charge Indicators

USB-C Charging port

## ANSI FL1 Standard






HIGH		1700 Lumen	53 M	3 H
MEDIUM		750 Lumen	29 M	5 H
LOW		340 Lumen	21M	8 H
ECO		130 Lumen	10 M	22 H

## RECHARGING

1. Only use a 5V USB-C charging cable.
2. Lift the charging port cover on the side of the lamp.
3. Plug the USB-C end of the cable into the charge port.
4. Plug the USB-A end of the cable into a USB charging source (do not exceed 5V-3A charging input or damage may occur).
5. 3 x Green LEDs will flash to indicate charging. Once fully charged all LEDs will light up constantly.
6. Charge Time = 5 hours

## CHARGING INDICATOR

-  Low Battery
-  Medium Battery
-  Full Battery

(PRODUCT CAN BE USED WHILE RECHARGING, HOWEVER BRIGHTNESS WILL DECREASE TO AVOID OVERHEATING)

**LOW BATTERY ALERT FLASH** - when the battery voltage drops to around 5%, the lamp will flash 3 times to alert you that charging is needed very soon.

**Note:** Battery indicators only light up for 10 seconds when the lamp is first turned on

**Fully charge before first use.**

**\*Warranty void if not used with the stated charger specifications\***

## ADVICE & IMPORTANT INFORMATION!

- Do not look directly at LEDs.
- Do not operate in direct sunlight or extreme temperature conditions (below -10°C or above 40°C).
- LEDs can become warm/hot when switched on; DO NOT touch and NEVER place face down on any surface - risk of fire! Even once the device has been switched off, DO NOT place face down as the LED and Lens can stay hot/warm for a while.
- Do not use the device if there is any visible damage.
- Do not use the device in the immediate vicinity of flammable materials or gases.
- Take care when charging, check the charging output on the charging source you are using and DO NOT exceed the stated Max charging input or damage may occur to the battery and may void the warranty.
- The rechargeable battery will reach full performance after a few complete charging and discharging cycles.
- To keep the rechargeable battery in optimum condition, it should be recharged every 3-6 months, especially if it is not being used for a long period of time.
- Always fully charge rechargeable batteries before storage and if the rechargeable battery can be removed, this is advised to avoid battery depletion and avoids the risk of a battery leaking.
- Always protect lithium batteries from heat, intense sunlight, fire, water and moisture - danger of explosion!
- If a battery is damaged, fluids can leak out. AVOID contact as this can lead to skin irritation and/or burns. If skin contact occurs, rinse thoroughly with water. If irritation persists, seek medical advice. Seek immediate medical assistance if lithium battery fluid comes into contact with the eyes.
- Children under 12 years of age should only use the product under adult supervision.
- Do not disassemble or attempt to modify the product; this will void the warranty and can be dangerous. Improper use or modification is not covered under the warranty.
- Take care not to let lenses come into contact with hard/sharp objects, damage/scratches to lenses will affect light output.
- Before cleaning the product, disconnect the charge cable. Clean with a dry or slightly moist, clean, lint-free cloth and a mild detergent if required. Do not use cleaners that contain abrasives or solvents.
- This product is rated to IPX5 - DO NOT SUBMERGE. If the product has been subjected to excessive moisture/water the warranty may be void.
- This product has a 1 year standard warranty (or extended to 2 years once registered online at [WWW.UNILITE.CO.UK/WARRANTY](http://WWW.UNILITE.CO.UK/WARRANTY)) against manufacturing faults and defects. It does not cover normal wear and tear, modifications, accidental damage or poor maintenance. Unilite standard warranty does not cover disposable batteries that have leaked or the use of incorrect chargers and cables that can damage rechargeable batteries.
- Do not dispose of this device in normal household waste. It must be disposed of via an authorised electrical appliance disposal centre or at your local waste disposal unit.
- Please recycle packaging responsibly.
- Keep these instructions for future reference or for subsequent possessors.